

IDentiTech has a range of standard card design templates to choose from. Complete the form below by following this simple process:

1. Decide if you would like a portrait or landscape card design and then select the design by ticking the box underneath your chosen card design on the following page.
2. Choose the printing option you would like for the back of the card by ticking the box next to your chosen option.
3. Choose from the additional options listed.
4. Once completed scan and email with your logo to info@identitech.com.au

Back of Card Options:

- No Print
- Black print
- Full colour print

Additional Options

- Round hole punch top middle
- Slot punch top middle
- Barcode
- Sequential number
- Magnetic Stripe
- Other

Accessory Options

Please tick the accessory option/s you are looking for and we will provide you with a quotation.

- Plastic pouch
- Lanyard
- Strap clip
- Retractable reel
- Rigid card holder

Quantity Required:

Note: If you selected barcode, sequential number of magnetic stripe please contact IDentiTech for further discussion.


Customer Comments:

- Event Visitor- Pass Systems
- Corporate Identification
- Card Printers and Supplies
- Plastic Card Accessories
- Photo ID cards

To find out more, contact IDentiTech P/L on + 61 3 9481 2376



Standard Card Design Templates



Option 1



Option 2



Option 3

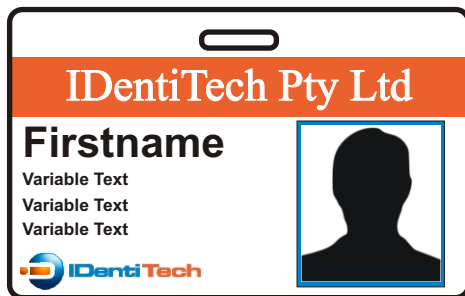
Portrait



Option 4



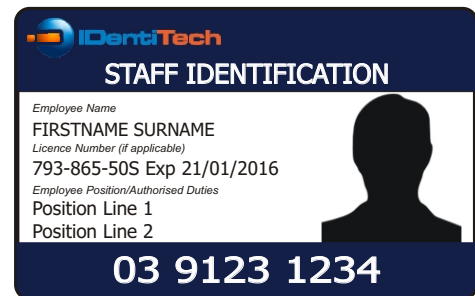
Design your own



Option 1




Option 2



Option 3

Landscape



Option 4



Design your own